



**All you need to know
about OLYMPIA PASS**



Thank you

for choosing **OLYMPIA PASS**, the electronic transponder of Olympia Odos Motorway. For your convenience please read carefully the following instructions.

How does the transponder work?

The transponder is connected to a subscriber account, which should always have enough credit, as to allow passage in the toll stations.

Every time the transponder is used the corresponding amount is charged to the account.

OLYMPIA PASS can be used on the **Hybrid** kilometric charging system that calculates the refunds and credits them to your accounts.

The **Hybrid** kilometric charging system applies only along **OLYMPIA ODOS**.



Interoperability

Using **OLYMPIA PASS** transponder, you can travel on all Greek motorways and enjoy fast and comfortable routes thanks to the interoperability service "Greek Interoperable Tolling Systems (GRITS).

Every motorway applies its own commercial policy and offers its own discount schemes, which are valid only on the specific network and using only the relevant transponder. For any passages on all other motorways, the each time nominal toll rates may apply.

Which vehicles can use OLYMPIA PASS?

All vehicle categories, except motorcycles (Category 1), can use **OLYMPIA PASS**.

Category 2 2-3 axels Height = < 2,20μ.	Category 3 2-3 axels Height > 2,20μ.	Category 4 4+ axels Height > 2,20μ.

The transactions through **OLYMPIA PASS** lanes are monitored (L.2472/97) by electronic means (cameras, automatic categorisation and charging systems, etc.).

The charge for each category is made automatically and according to the height of the vehicle.

IMPORTANT! In case of change in the height of the vehicle due to load on the luggage-carrier, it is recommended to cross the lane with a toll collector, in order to be charged based on the category of your vehicle.

How can I top-up my account?

- Through the **online service** of **OLYMPIA PASS**;
- By cash or credit/debit card payment at the **four Customer Service Centers**;
- By cash or credit/debit card payment at a **toll lane with toll collector**.





How do I install the OLYMPIA PASS electronic device?

- 1** Make sure that the area of the windscreen where you want to place the **OLYMPIA PASS** is clean.
- 2** Remove the sticker on the base of the **OLYMPIA PASS**.
- 3** Carefully attach the base to the inside of the windscreen and insert the **OLYMPIA PASS**.

If you own a category 3 or 4 vehicle, please ask for a special base.

If you have a heated windscreen, a special area for installing the **OLYMPIA PASS** should be available. Please consult your vehicle's instruction manual if you have any problem locating this.



Remember:

The Customer Service Centers (CSC) personnel can help you install the OLYMPIA PASS or answer any other questions you may have.



IMPORTANT!

To ensure the proper operation of the electronic system, **always have OLYMPIA PASS mounted on the windscreen of your vehicle.**

- In case you have more than one device, make sure that you pass having on your windscreen **ONLY** the device you want to charge.
- The other transponders shall be stored in the special small bag so that it cannot be recognized by the antennas.
- You can get more special small bags, free of charge, at the Customer Service Centers.



4

For your safety...

- Do not go faster than 20 km/hour, so that you can stop if for any reason the barrier does not open.
- Keep a safe distance of at least 10m from the front vehicle.

In which lanes can I use OLYMPIA PASS?

Category 2 Vehicles

(Passenger vehicles and light commercial vehicles up to 2.20 m. high).

When you approach the OLYMPIA ODOS toll stations, please make sure you follow the correct signage:

1

When you approach the toll station the vehicle's electronic tolls sign will be visible. This shows which side of the toll station you should go in order to pass through the electronic lanes.

2

When you reach the toll station and before entering the electronic lane, make sure that the lane is operating. A green arrow on the canopy of the toll station will be displayed for open lanes.

If the electronic lane is not operating, a red X will be displayed instead of a green arrow and you should go to the nearest lane with a toll collector. You can give him/her your OLYMPIA PASS device so your account can be charged.

3

Enter the electronic lane ONLY if the transaction of the preceding vehicle is over and the barrier has descended.

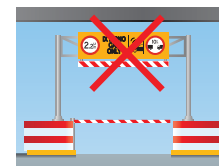
4

As you enter the lane pay special attention to the restrictions regarding speed (20 km/h), your vehicle's height (2.20 m) and keep safety distance (10 m) from the preceding vehicle.

Category 3 & 4 vehicles

(Trucks, buses or/and vehicles over 2.20 m high)

Vehicle of category 3 & 4 can pass through electronic lanes only in Olympia Odos toll station where there is no height restriction barrier.



IMPORTANT! At the frontal toll stations the electronic lanes for safety reasons are placed on the right side of the station and are indicated with special signs.




What do the messages appearing on the electronic monitor of OLYMPIA PASS mean?



ΕΓΚΥΡΟ - OK

Your device makes a characteristic sound (beep), the light turns green and the barrier automatically lifts to let you through.

Your transaction has been carried out with success.




ΟΠΙΑΚΟ - LOW CREDIT

Two characteristic sounds (beeps) are heard, the light flashes green and the barrier lifts to let you through.

HOWEVER, this means that your account balance or your credit is low and you have to reload it as soon as possible.

You can require information regarding the credit of your account through the **online service** at **www.olympiaodos.gr**



ΑΚΥΡΟ - NO CREDIT


Four characteristic sounds (beeps) are heard, the light remains red and the barrier DOES NOT OPEN.

Prepayment program

Your account balance is not sufficient to make the transaction.

You have to go through a lane with a toll collector and pay in cash or by card (credit / debit) in order for you to pass through and at the same time reload your account.

In this case, the charge is made according to the current prices and not based on the discount program you have selected.




ΟΧΙ/NO PASS

Your device has not been recognized by the toll system or your account has been cancelled.

In this case, make sure that the device has been properly placed on your windscreen and repeat the procedure. If the indication OXI/NO PASS appears again **use the intercom to your left (see picture) to speak with a toll station employee and get instructions** or pass through a lane with toll collector. Afterwards please contact OLYMPIA ODOS Customer Service.



Hybrid Kilometric Charging System



The new Hybrid kilometric charging system is based on the principle of the absolutely proportionate charging depending on the distance traveled. You get it together with the OLYMPIA PASS transponder and it operates in parallel with the VALUE Discount Scheme that applies to vehicle categories 2, 3 and 4.

How does it operate?

The Hybrid tolling system is based on the use of a transponder and the recognition of the license plate of the vehicle when entering and exiting the motorway.

The driver passes the toll stations using OLYMPIA PASS as in the past, but when exiting the motorway, the Hybrid system, thanks to the special Electronic Gantries, recognizes the transponder, automatically calculates and refunds the money that correspond to the non-traveled distance to the account of the driver.

Similarly, this is the case when the driver enters the motorway from an entrance equipped with an Electronic Gantry and then passes from a frontal/side toll station.

Hybrid refunds apply to routes made within the same zone.



26 electronic gantries for money refunds at 13 interchanges



Innovative Hybrid system that detects vehicles and transponders



Parallel operation with the existing zone-based tolling system (for those who have no transponder)

How does the Hybrid Kilometric Charging System operate?

TIPS FOR DRIVERS



- The transponder shall be **always fixed on the windscreen** at the proper spot on its special support to be recognized/read by the electronic gantries.
- If you also have other transponders, keep them in the special bag **in order not to be recognized by the antennas.**
- **You can get more special small bags and brackets for cars & trucks, free of charge, at the Customer Service Centers.**
- Use the transponder for all passages you make, by taking care to have a **sufficient balance.**
- To pass from the toll stations and the electronic gantries, you shall use the same vehicle and the same transponder.
- Pass from the electronic gantries at **normal speed, without stopping.** The O-pass transponder will be automatically recognized and you will hear the typical "beep".



In the event that the transponder does not emit the usual "beep", DO NOT stop nor reverse, but keep going!

In the event that you find out that no refund has been made, please contact the Customer Service, within 10 business days, by calling at 22960 95555.

You can find some indicative routes and the relevant benefit thanks to the Hybrid System, at www.olympiaodos.gr

Travel experience starts in your mobile phone!

Olympia Odos App:
necessary to every driver!

Services for subscribers

- **Online top-up your transponder** and apply for a new transponder to be added to your account
- Monitor your account **24/7, 365 days a year**
- **Update your profile**

"Smart" Services

- **Toll rates calculation**
- **Traffic prediction and actual traffic** (at Elefsina and Isthmos Toll Stations)
- **Best Route Selection**
- **Audio Announcements to hear vital messages**
- **Audio Announcements when approaching a toll station**
- You can also register your mobile number so that if you call the emergency phone number and your location information on the motorway **will be sent to the Traffic Management Centers of Olympia Odos.**



Olympia Odos App is available free of charge for iOS and Android.



September 2022 | G.E.M.I. (GENERAL COMMERCIAL REGISTRY) 007672001000

Customer Service

Call us at: **22960 95555** from Monday to Friday (08.00-18.00)
or email us at: **customer@olympiaodos.gr**



European Union
Cohesion Fund 2014-2020
European Regional
Development Fund 2007-2013

Co-funded by Greece and the European Union



Check out our services at:
www.olympiaodos.gr



Traffic Prediction



Interactive Map



Olympia PASS



Olympia Odos App